

EE16B

Designing Information Devices and Systems II

Lecture 8A

State Feedback Control

Intro

- Last time:
 - Described and derived conditions for controllability of linear state models.
 - Rank of R_n for both discrete and continuous
 - Showed examples of controllable and non-controllable systems
- Today:
 - Show how to discretize a simple continuous system
 - Open loop and state feedback control

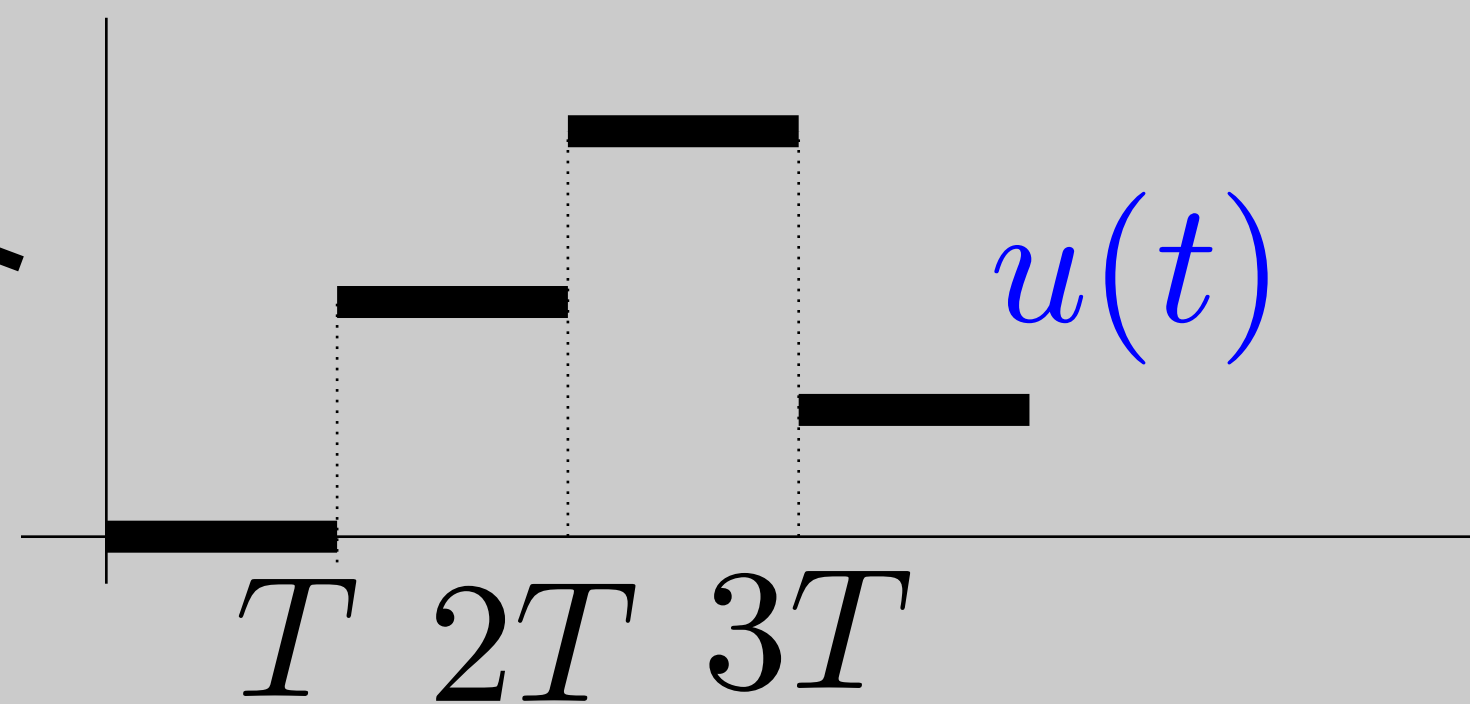
Discretization of C.T system

Let's convert it to discrete time:

$$\frac{d}{dt}p(t) = v(t)$$

$$\frac{d}{dt}v(t) = u(t)$$

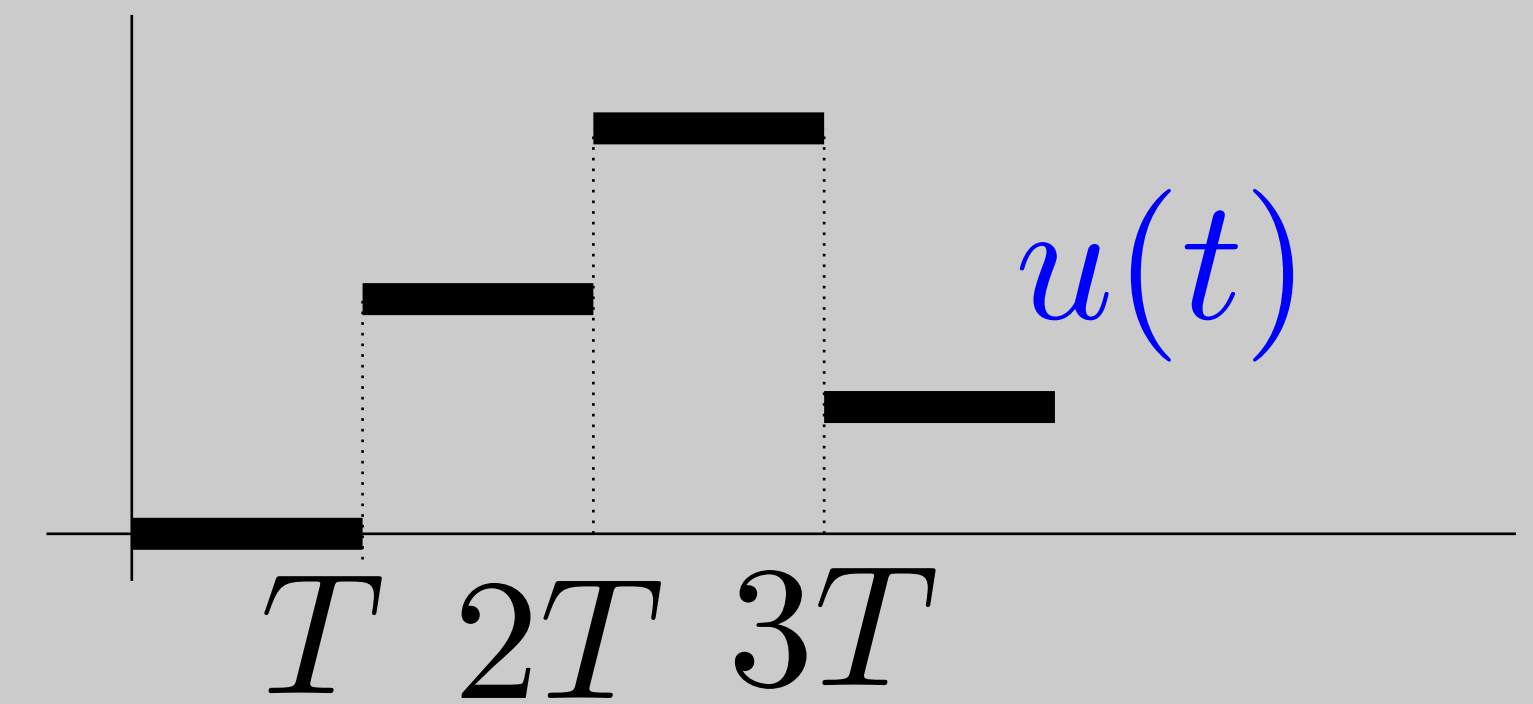
$$\frac{d}{dt} \begin{bmatrix} p(t) \\ v(t) \end{bmatrix} = \begin{bmatrix} 0 & 1 \\ 0 & 0 \end{bmatrix} \begin{bmatrix} p(t) \\ v(t) \end{bmatrix} + \begin{bmatrix} 0 \\ 1 \end{bmatrix} u(t)$$



Discretization of C.T system

$$\frac{d}{dt}p(t) = v(t)$$

$$\frac{d}{dt}v(t) = u(t)$$



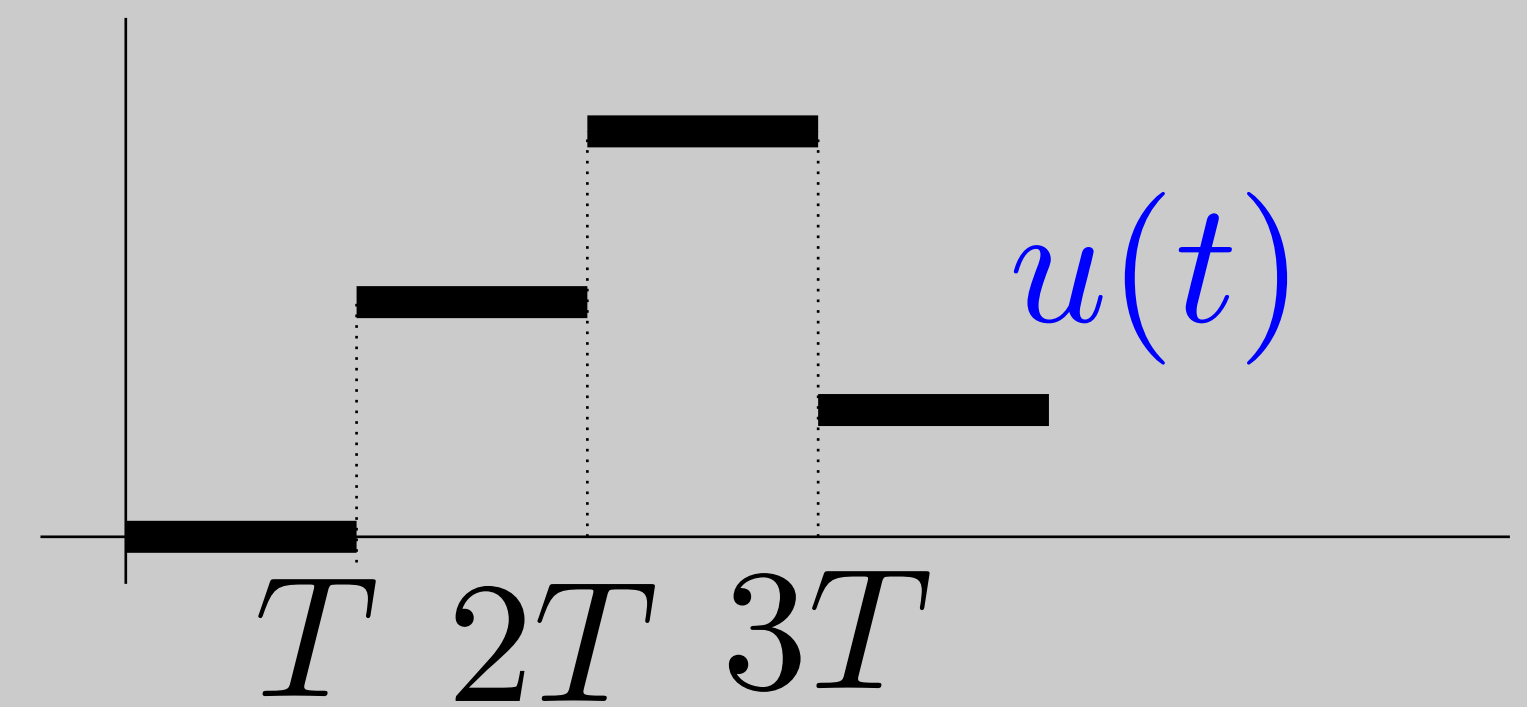
$$v(T) = \int_0^T u(\tau) d\tau + v(0) = \int_0^T u(0) d\tau + v(0) = v(0) + Tu(0)$$

$$\Rightarrow v((n+1)T) = v(nT) + \int_{nT}^{(n+1)T} u(\tau) d\tau = v(nT) + Tu(nT)$$

$$\Rightarrow v_d(n+1) = v_d(n) + Tu_d(n)$$

Discretization of C.T system

$$\frac{d}{dt}p(t) = v(t) \quad \frac{d}{dt}v(t) = u(t)$$



$$p((n+1)T) = p(nT) + \int_{nT}^{(n+1)T} v(\tau) d\tau = v(nT) + \int_{nT}^{\tau} u(\theta) d\theta = v(nT) + (\tau - nT)u(nT)$$

$$= p(nT) + \int_{nT}^{(n+1)T} v(nT) + (\tau - nT)u(nT) d\tau$$

$$= p(nT) + Tv(nT) + \frac{T^2}{2}u(nT)$$

$$\Rightarrow p_d(n+1) = p_d(n) + Tv_d(n) + \frac{T^2}{2}u_d(n)$$

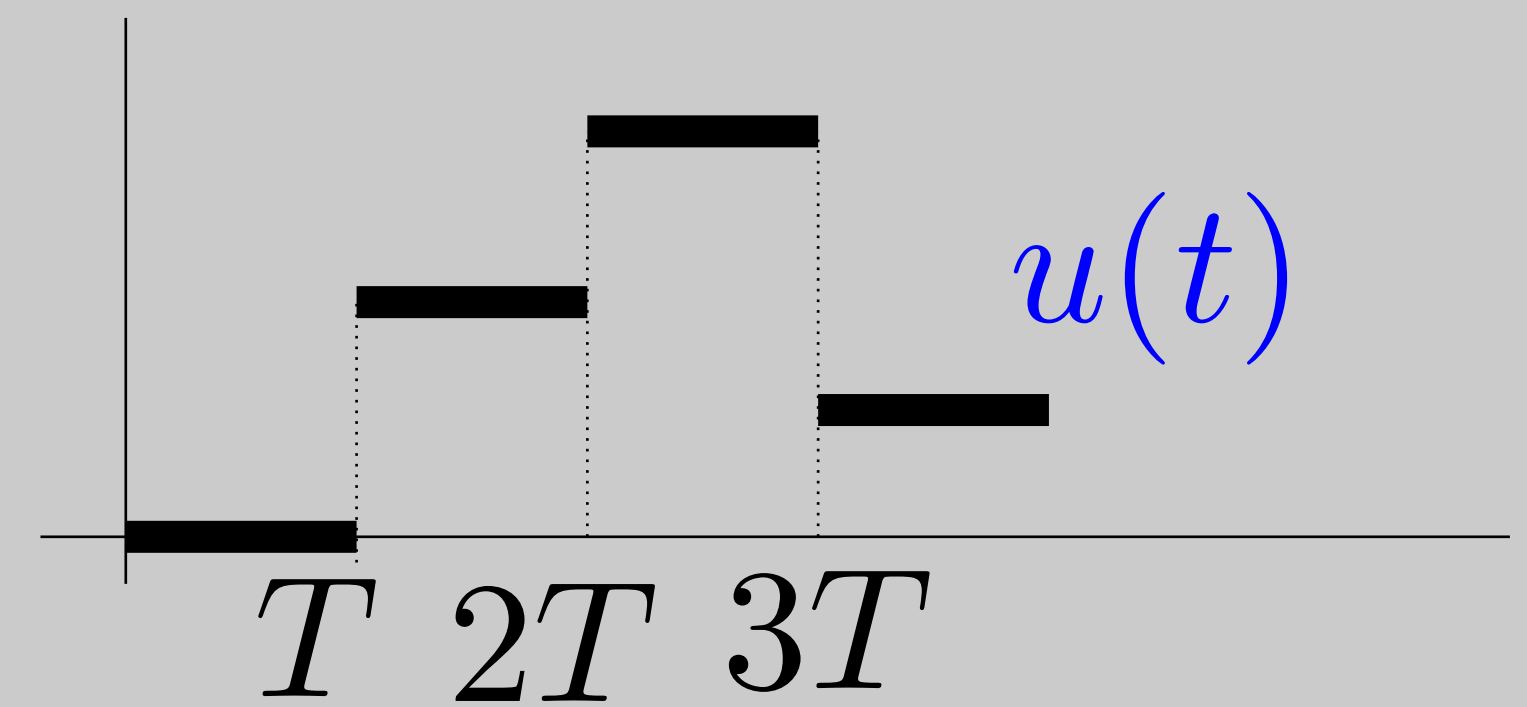
Discretization of C.T system

$$p_d(n+1) = p_d(n) + T v_d(n) + \frac{T^2}{2} u_d(n)$$

$$v_d(n+1) = v_d(n) + T u_d(n)$$

$$\begin{bmatrix} p_d(n+1) \\ v_d(n+1) \end{bmatrix} = \begin{bmatrix} 1 & T \\ 0 & 1 \end{bmatrix} \begin{bmatrix} p_d(n) \\ v_d(n) \end{bmatrix} + \begin{bmatrix} \frac{T^2}{2} \\ T \end{bmatrix} u_d(n)$$

$$\frac{d}{dt} \begin{bmatrix} p(t) \\ v(t) \end{bmatrix} = \begin{bmatrix} 0 & 1 \\ 0 & 0 \end{bmatrix} \begin{bmatrix} p(t) \\ v(t) \end{bmatrix} + \begin{bmatrix} 0 \\ 1 \end{bmatrix} u(t)$$



Open Loop Control

$$\vec{x}(t) - A^t \vec{x}(0) = \begin{bmatrix} A^{t-1}B & A^{t-2}B & \dots & AB & B \end{bmatrix} \begin{bmatrix} u(0) \\ u(1) \\ \vdots \\ u(t-1) \end{bmatrix}$$


$\vec{x}_{\text{target}} = 0$

If the system is controllable, $u(t)$ exists to take the system from any initial state to a target state

$$\xrightarrow{u(t)} \boxed{\vec{x}(t+1) = A\vec{x}(t) + Bu(t)}$$

“Open loop control”

Open Loop Examples



Open Loop Control

$$\vec{x}(t) - A^t \vec{x}(0) = \begin{bmatrix} A^{t-1}B & A^{t-2}B & \dots & AB & B \end{bmatrix} \begin{bmatrix} u(0) \\ u(1) \\ \vdots \\ u(t-1) \end{bmatrix}$$

$\vec{x}_{\text{target}} = 0$


If the system is controllable, $u(t)$ exists to take the system from any initial state to a target state

$$\xrightarrow{u(t)} \boxed{\vec{x}(t+1) = A\vec{x}(t) + Bu(t)}$$

“Open loop control”

Q) What issues could occur in practical systems?

Open Loop Examples



Open Loop Control

$$\vec{x}(t) - A^t \vec{x}(0) = \begin{bmatrix} A^{t-1}B & A^{t-2}B & \dots & AB & B \end{bmatrix} \begin{bmatrix} u(0) \\ u(1) \\ \vdots \\ u(t-1) \end{bmatrix}$$

$\vec{x}_{\text{target}} = 0$

If the system is controllable, $u(t)$ exists to take the system from any initial state to a target state

$$\xrightarrow{u(t)} \boxed{\vec{x}(t+1) = A\vec{x}(t) + Bu(t)}$$

“Open loop control”

Q) What issues could occur in practical systems?

A) System is not robust to uncertainty or perturbations

Open Loop Control

$$\begin{aligned} \vec{x}(t) - A^t \vec{x}(0) &= \left[\begin{array}{c} R_t \end{array} \right] \left[\begin{array}{c} u(0) \\ u(1) \\ \vdots \\ u(t-1) \end{array} \right] \\ &= \Delta \vec{x}(t) \end{aligned}$$

If controllable, how do we find $u(t)$?

Open Loop Control

$$t < N$$

$$\Delta \vec{x}(t) = R_t \vec{u}$$

Only approximate solution for general case (Least squares)
Exact for some cases

$$\hat{u} = (R_t^T R_t)^{-1} R_t^T \Delta \vec{x}(t)$$

$$t = N$$

$$\Delta \vec{x}(t) = R_t \vec{u}$$

Exact unique solution for the general case

$$\vec{u}(t) = R_t^{-1} \Delta \vec{x}(t)$$

$$t > N$$

$$\Delta \vec{x}(t) = R_t \vec{u}$$

Infinite solutions for the general case

Simple Example – Sous Vide

$$x(t + 1) = \alpha x(t) + u(t)$$

System is definitely controllable!

Given $\alpha = 0.5$, $x(0) = 20$, want to bring the state to $x(t)=60$

Q) What's the minimum t ?

A) $t = 1$, $u(0) = 55$

Q) What if $u(t)$ is constrained $u(t) \leq 30$

A) $u(0) = 30$, $x(1)=40$

$u(1) = 30$, $x(2) = 50$

$u(2) = 30$, $x(3) = 55$

.....

Q) What if $\alpha=0.95$, $x(0)=95.2$?

A) $t=9$, $u(t) = 0$



Subtleties in Controllability and Stability

** Beyond what we teach in class

Rt is a condition for controllability when the inputs are not constrained!

Stability: Depends on controllability

Example:

$$\begin{bmatrix} x_1(t+1) \\ x_2(t+1) \end{bmatrix} = \begin{bmatrix} 0.5 & 0 \\ 0 & 1 \end{bmatrix} \begin{bmatrix} x_1(t) \\ x_2(t) \end{bmatrix} + \begin{bmatrix} 1 \\ 0 \end{bmatrix} u(t)$$

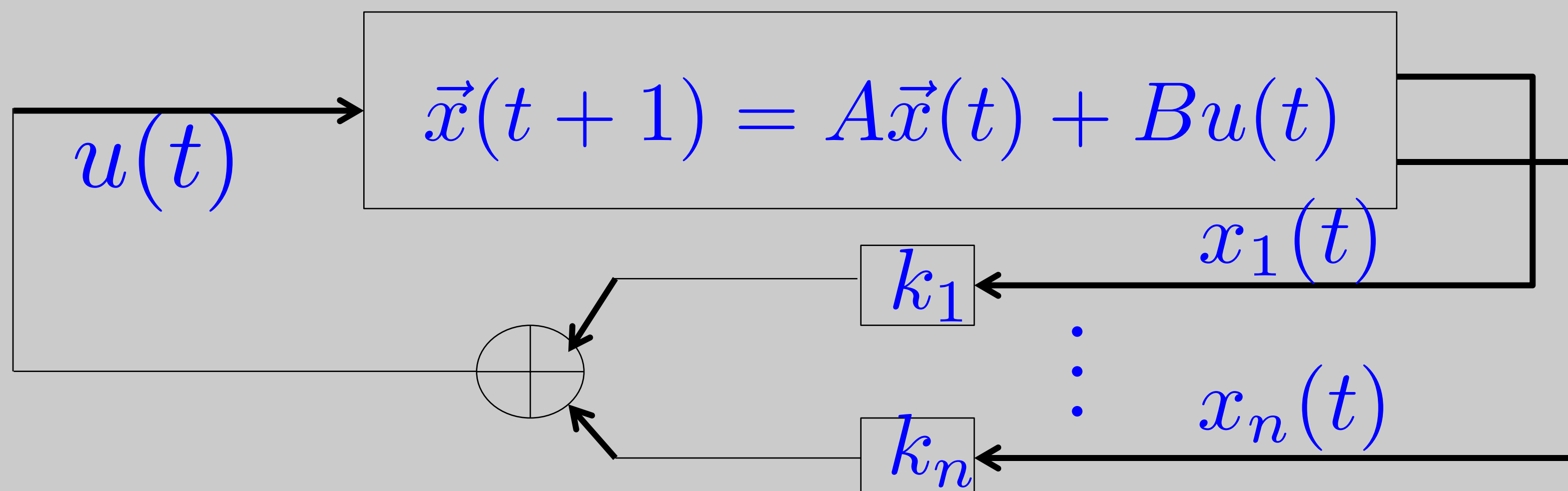
State Feedback Control

Discrete-time: $\vec{x}(t + 1) = A\vec{x}(t) + Bu(t) \quad u \in \mathbb{R}$

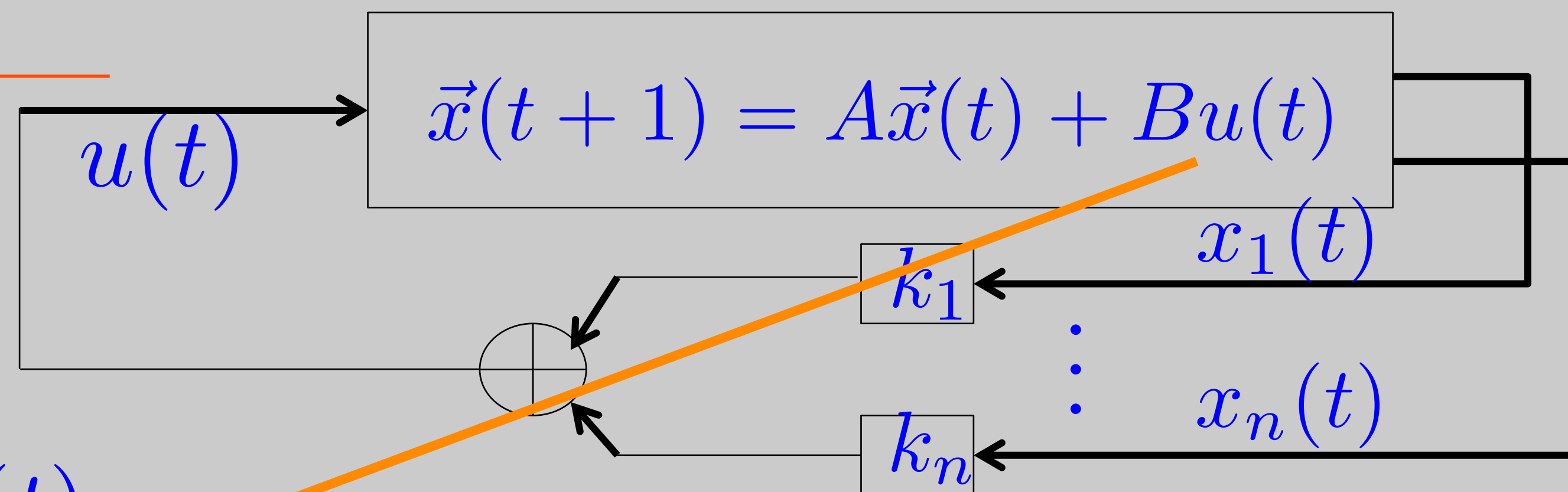
Goal: bring $\vec{x}(t)$ back to equilibrium $\vec{x} = 0$ from any initial condition $\vec{x}(0)$

“control policy” \ “control law”

$$u(t) = k_1x_1(t) + k_2x_2(t) + \cdots + k_nx_n(t)$$



State Feedback Control



$$u(t) = [k_1, \dots, k_n]\vec{x}(t) = K\vec{x}(t)$$

$$\Rightarrow \vec{x}(t+1) = (A + BK)\vec{x}(t)$$

If $(A+BK)$ satisfies the stability condition then,

$$\vec{x}(t) \rightarrow 0 \text{ from any initial condition!}$$

If the system is controllable, then we can also shape the eigenvalues arbitrarily

Video



Failed Feedback Control



Example 1

$$\vec{x}(t+1) = \underbrace{\begin{bmatrix} 0 & 1 \\ a_1 & a_2 \end{bmatrix}}_A \vec{x}(t) + \underbrace{\begin{bmatrix} 0 \\ 1 \end{bmatrix}}_B u(t)$$

$$\lambda^2 - a_2\lambda - a_1$$

$$R_2 = [AB \quad B] = \begin{bmatrix} 1 & 0 \\ a_2 & 1 \end{bmatrix} \quad \text{Rank}=2 \Rightarrow \text{controllable!}$$

$$A + BK = \begin{bmatrix} 0 & 1 \\ a_1 & a_2 \end{bmatrix} + \begin{bmatrix} 0 \\ 1 \end{bmatrix} [k_1 \quad k_2] = \begin{bmatrix} 0 & 1 \\ a_1 + k_1 & a_2 + k_2 \end{bmatrix}$$

$$\lambda^2 - (a_2 + k_2)\lambda - (a_1 + k_1)$$

Example 1 cont

Suppose we want eigen-values at λ_1, λ_2

$$|\lambda I - (A + BK)| = \lambda^2 - (a_2 + k_2)\lambda - (a_1 + k_1)$$

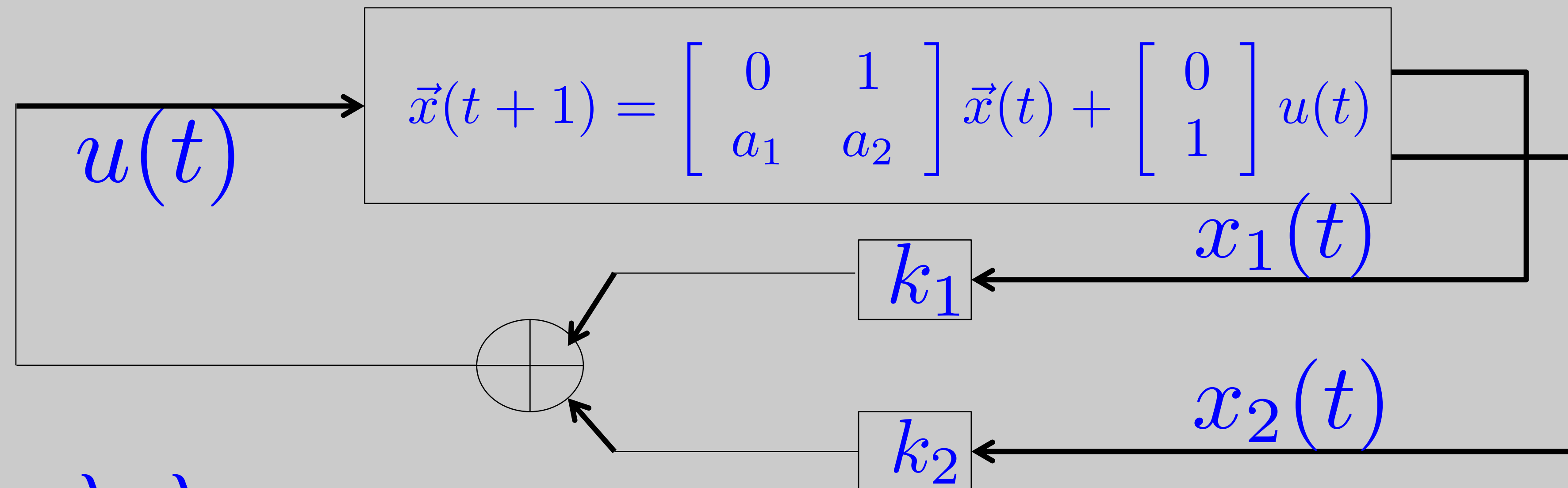
$$(\lambda - \lambda_1)(\lambda - \lambda_2) = \lambda^2 - (\lambda_1 + \lambda_2)\lambda + \lambda_1\lambda_2$$

$$a_2 + k_2 = \lambda_1 + \lambda_2$$

$$a_1 + k_1 = -\lambda_1\lambda_2$$

$$\begin{aligned} \Rightarrow k_1 &= -\lambda_1\lambda_2 - a_1 \\ k_2 &= \lambda_1 + \lambda_2 - a_2 \end{aligned}$$

Example 1: Summary



$$k_1 = -\lambda_1 \lambda_2 - a_1$$

$$k_2 = \lambda_1 + \lambda_2 - a_2$$

Eigen values of the state-feedback system will be at my chosen λ_1, λ_2 !

Example 2

$$\vec{x}(t+1) = \underbrace{\begin{bmatrix} 1 & 1 \\ 0 & 2 \end{bmatrix}}_A \vec{x}(t) + \underbrace{\begin{bmatrix} 1 \\ 0 \end{bmatrix}}_B u(t)$$

$$A + BK = \begin{bmatrix} 1 & 1 \\ 0 & 2 \end{bmatrix} + \begin{bmatrix} 1 \\ 0 \end{bmatrix} [k_1 \quad k_2] = \begin{bmatrix} 1+k_1 & 1+k_2 \\ 0 & 2 \end{bmatrix}$$

$$R_2 = [AB \quad B] = \begin{bmatrix} 1 & 1 \\ 0 & 0 \end{bmatrix} \quad \leftarrow \begin{array}{l} \lambda_1 = k_1 + 1 \\ \lambda_2 = 2 \end{array}$$

rank = 1, uncontrollable

$$x_2(t+1) = 2x_2(t)$$

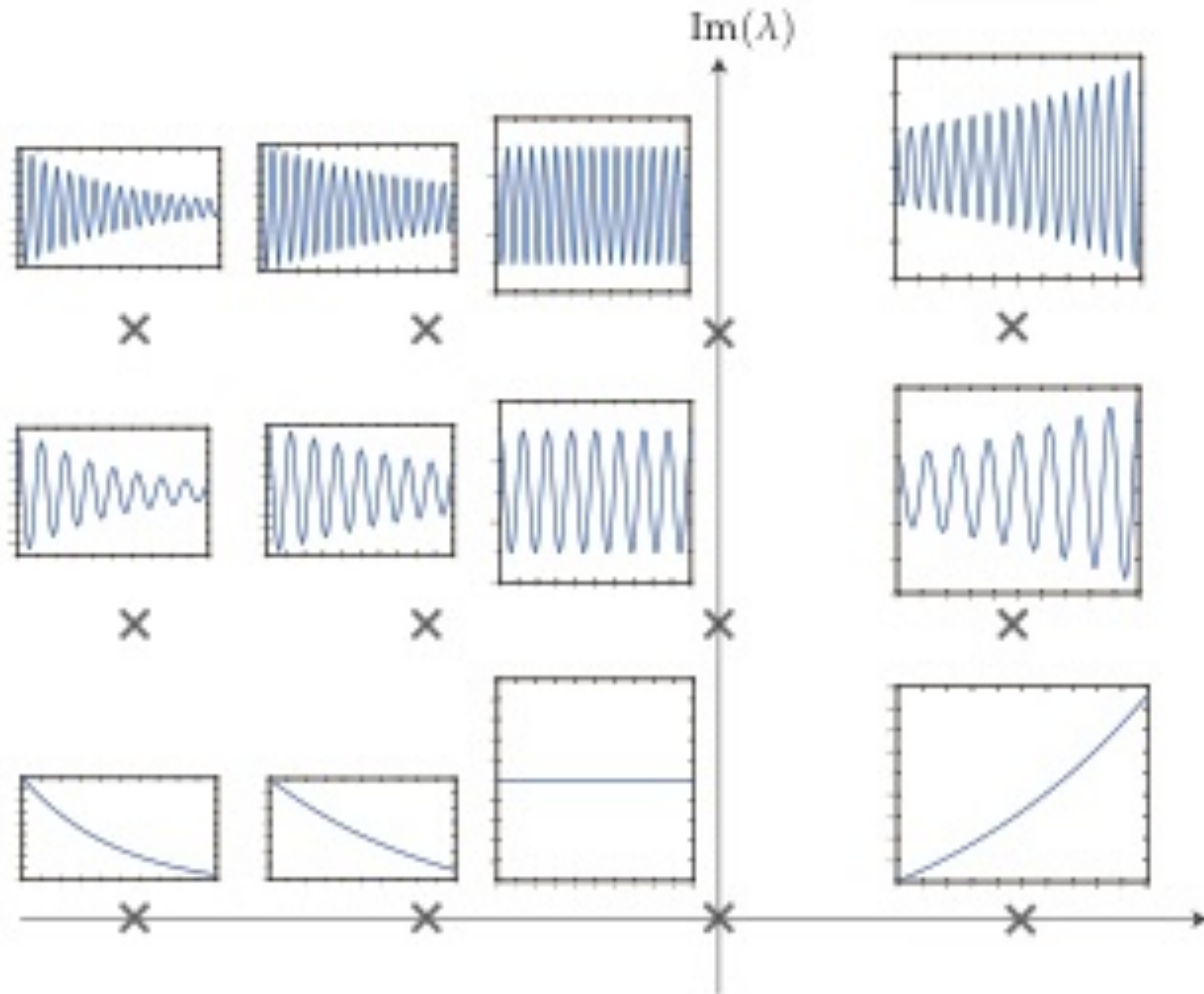
Continuous Time

$$\frac{d}{dt}\vec{x}(t) = A\vec{x}(t) + Bu(t)$$

$$u(t) = K\vec{x}(t)$$

$$\frac{d}{dt}\vec{x}(t) = (A + BK)\vec{x}(t)$$

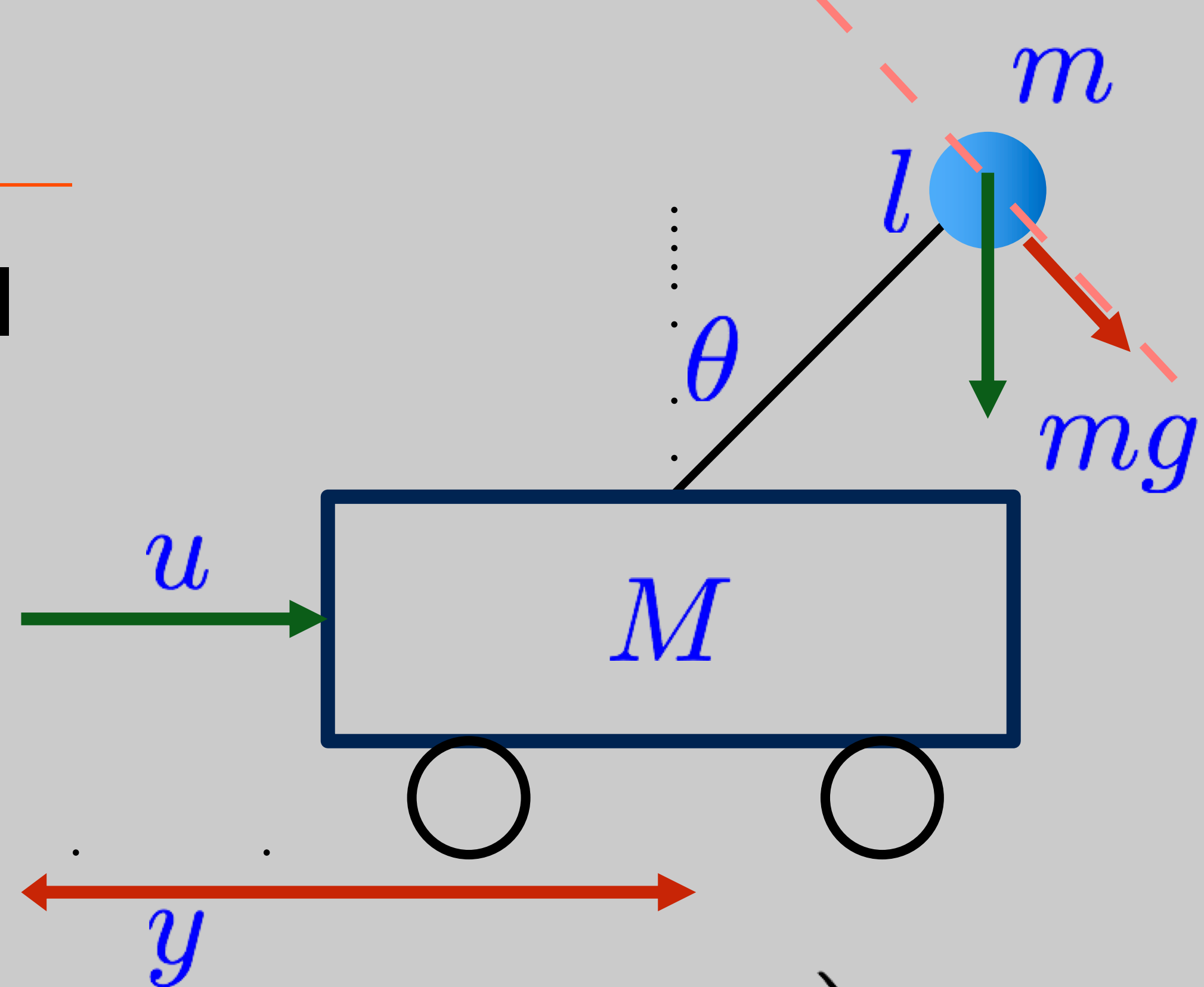
Choose K s.t. , $\text{Re } \lambda_i(A+BK) < 0, i=1,2,3\dots n$



Re

Example 3: Pole on a Cart

Design state-feedback control



$$\ddot{y} = \frac{1}{\frac{M}{m} + \sin^2 \theta} \left(\frac{u}{m} + \dot{\theta}^2 l \sin \theta - g \sin \theta \cos \theta \right)$$

$$\ddot{\theta} = \frac{1}{l \left(\frac{M}{m} + \sin^2 \theta \right)} \left(-\frac{u}{m} \cos \theta - \dot{\theta}^2 l \sin \theta \cos \theta + \frac{M + m}{m} g \sin \theta \right)$$

Example 3: Pole on a Cart

Linearization about $\theta = 0$ $\dot{\theta} = 0$

State space model:

$$\frac{d}{dt} \begin{bmatrix} \theta(t) \\ \dot{\theta}(t) \\ \dot{y}(t) \end{bmatrix} = \begin{bmatrix} 0 & 1 & 0 \\ \frac{M+m}{Ml}g & 0 & 0 \\ -\frac{m}{M}g & 0 & 0 \end{bmatrix} \begin{bmatrix} \theta(t) \\ \dot{\theta}(t) \\ \dot{y}(t) \end{bmatrix} + \begin{bmatrix} 0 \\ -\frac{1}{Ml} \\ \frac{1}{M} \end{bmatrix} u(t)$$

$$M = 1$$

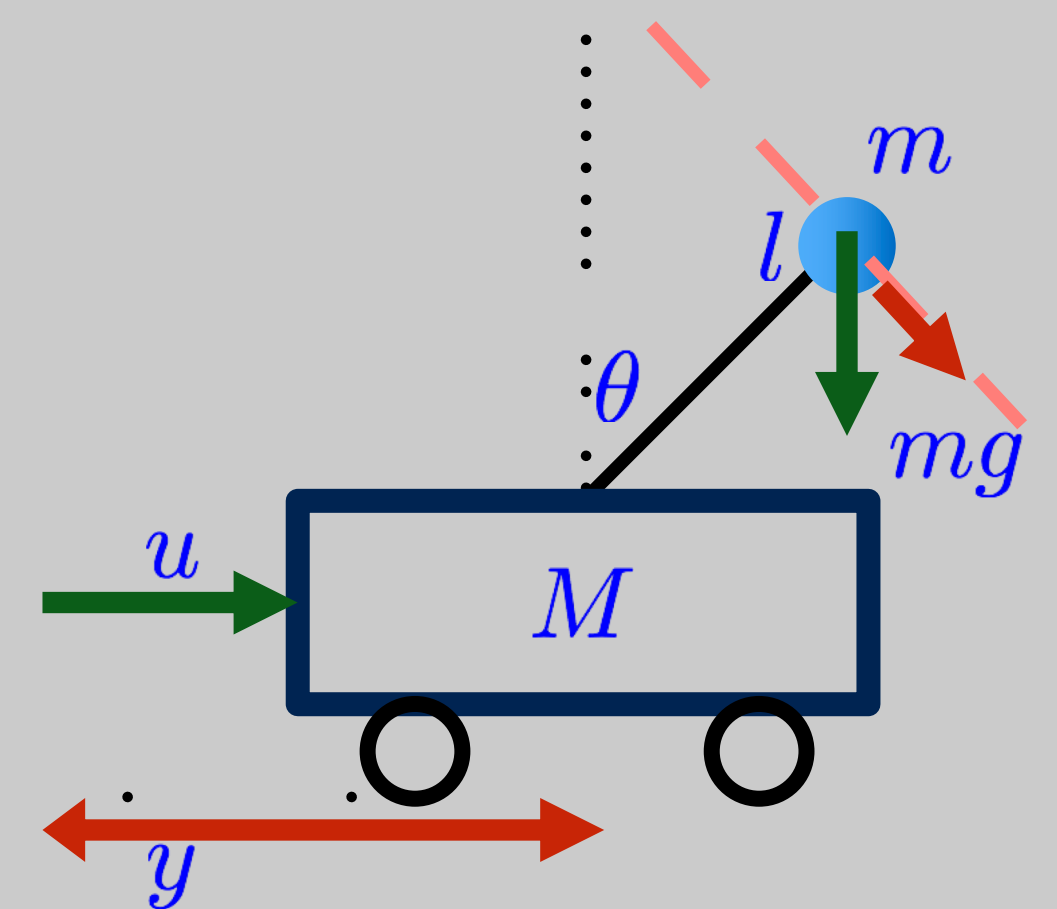
$$m = 0.1$$

$$l = 1$$

$$g = 1$$

$$A = \begin{bmatrix} 0 & 1 & 0 \\ 11 & 0 & 0 \\ -1 & 0 & 0 \end{bmatrix}$$

$$B = \begin{bmatrix} 0 \\ -1 \\ 1 \end{bmatrix}$$



Controller

$$M = 1$$

$$m = 0.1$$

$$l = 1$$

$$g = 1$$

$$A = \begin{bmatrix} 0 & 1 & 0 \\ 11 & 0 & 0 \\ -1 & 0 & 0 \end{bmatrix} \quad B = \begin{bmatrix} 0 \\ -1 \\ 1 \end{bmatrix}$$

$$u(t) = k_1 \theta(t) + k_2 \dot{\theta}(t) + k_3 \ddot{\theta}(t)$$

$$A + BK = \begin{bmatrix} 0 & 1 & 0 \\ 11 - k_1 & -k_2 & -k_3 \\ -1 + k_1 & k_2 & k_3 \end{bmatrix}$$

Characteristic polynomial:

$$\lambda^3 + (k_2 - k_3)\lambda^2 + (k_1 - 11)\lambda + 10k_3 = 0$$

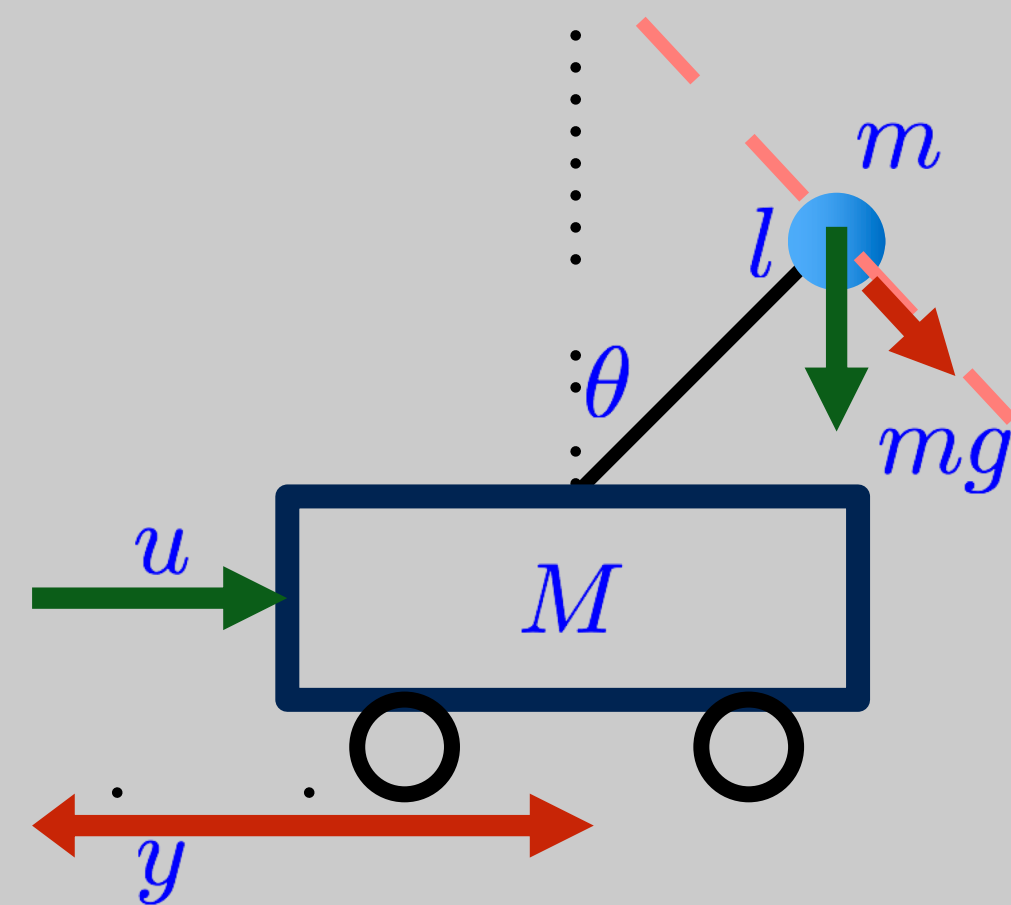
Desired:

$$\lambda_1, \lambda_2, \lambda_3$$

$$(\lambda - \lambda_1)(\lambda - \lambda_2)(\lambda - \lambda_3)$$

Match coeff.

$$A + BK = \begin{bmatrix} 0 & 1 & 0 \\ 11 - k_1 & -k_2 & -k_3 \\ -1 + k_1 & k_2 & k_3 \end{bmatrix}$$

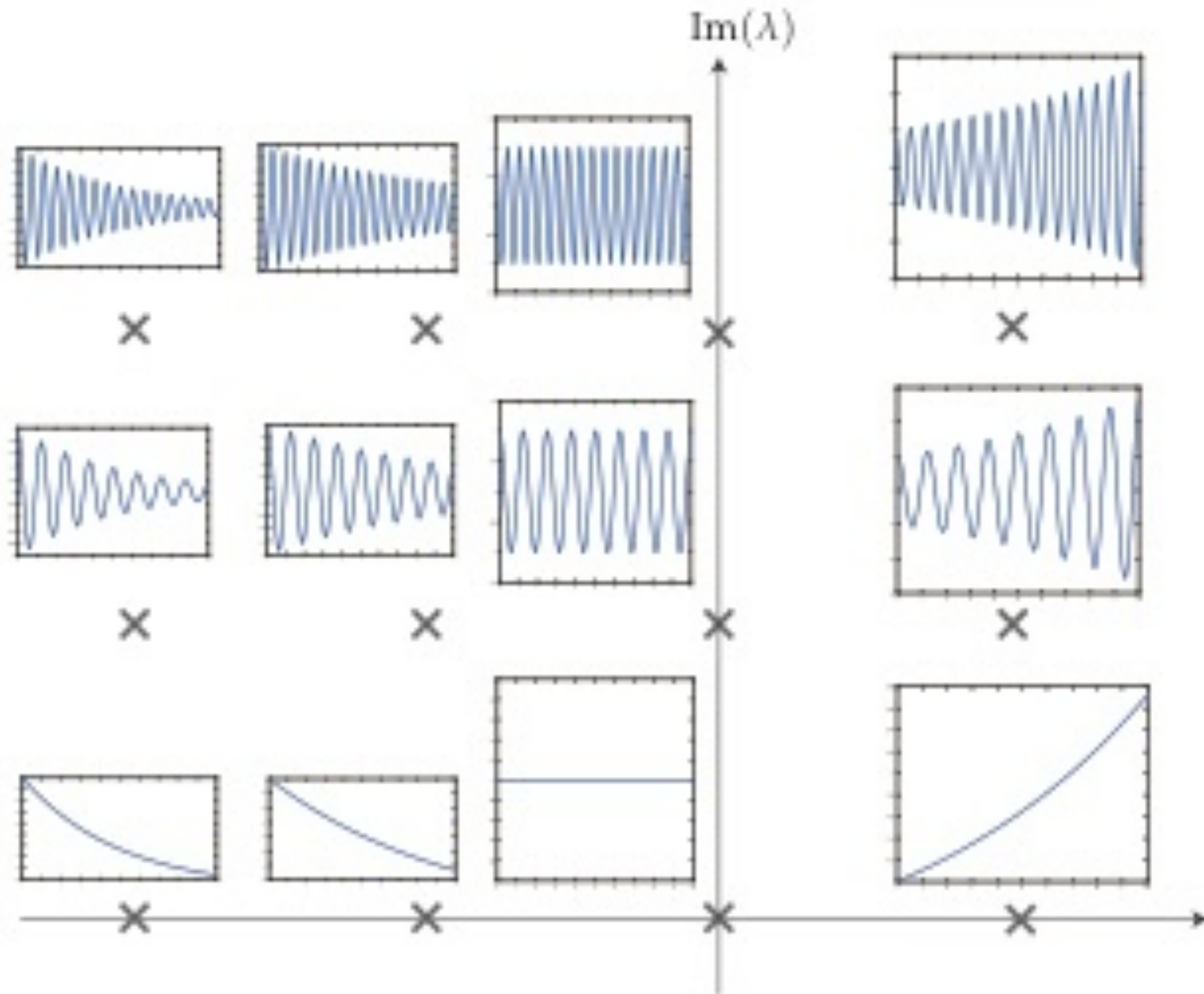


$$\lambda^3 + (k_2 - k_3)\lambda^2 + (k_1 - 11)\lambda + 10k_3 = 0$$

$$\lambda^3 - (\lambda_1 + \lambda_2 + \lambda_3)\lambda^2 - (\lambda_1\lambda_2 + \lambda_1\lambda_3 + \lambda_2\lambda_3)\lambda - \lambda_1\lambda_2\lambda_3 = 0$$

$$\begin{bmatrix} 0 & 1 & -1 \\ 1 & 0 & 0 \\ 0 & 0 & 10 \end{bmatrix} \begin{bmatrix} k_1 \\ k_2 \\ k_3 \end{bmatrix} = \begin{bmatrix} -(\lambda_1 + \lambda_2 + \lambda_3) \\ -(\lambda_1\lambda_2 + \lambda_1\lambda_3 + \lambda_2\lambda_3) + 11 \\ \lambda_1\lambda_2\lambda_3 \end{bmatrix}$$

$$\begin{bmatrix} k_1 \\ k_2 \\ k_3 \end{bmatrix} = \begin{bmatrix} 0 & 1 & 0 \\ 1 & 0 & 0.1 \\ 0 & 0 & 0.1 \end{bmatrix} \begin{bmatrix} -(\lambda_1 + \lambda_2 + \lambda_3) \\ -(\lambda_1\lambda_2 + \lambda_1\lambda_3 + \lambda_2\lambda_3) + 11 \\ -\lambda_1\lambda_2\lambda_3 \end{bmatrix}$$



Re

Controller

What is open loop? (no feedback control, $k_i=0$):

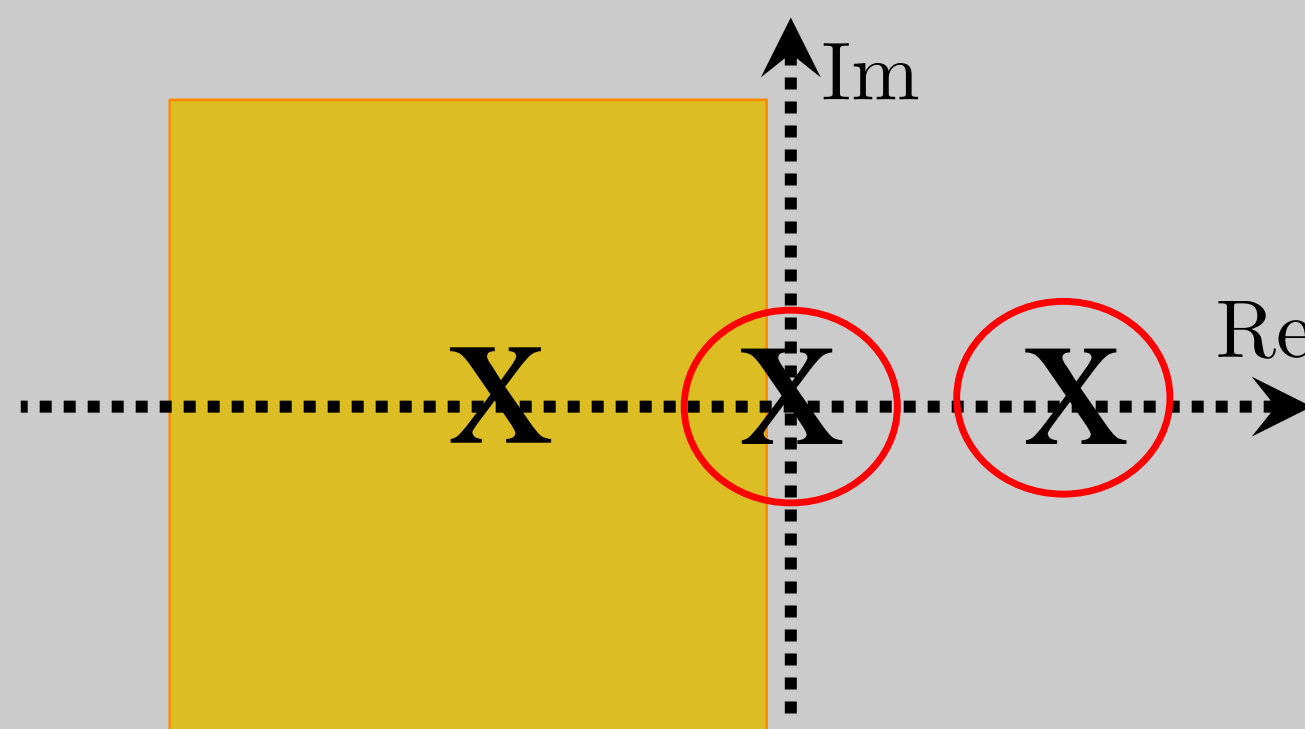
$$\lambda^3 + (k_2 - k_3)\lambda^2 + (k_1 - 11)\lambda + 10k_3 = 0$$

$$\lambda^3 - 11\lambda = 0$$

$$\lambda(\lambda^2 - 11) = 0$$

Ask yourself what if you can control just one, or two state variables?

**Controller
moves bad
eigen-values
left!**



Summary

- Discussed State-feedback Control
- Discussed open-loop control
- When the system is controllable, can assign eigenvalues arbitrarily